



### Features:

- LED Status Indicator: Relay Status, Seconds, Minutes, Hours
- Dual Display, 3 Digit, 7 segment LED
- 2:1 C/O (SPDT)
- Preset

Size: 72mm x 72mm

Certifications:

## Technical Specifications

### Input Specifications

Accuracy	Setting: $\pm 0.05\%$ of set time or 50 msec Repeat: $\pm 0.05\%$
Reset	Front, Remote, Power interruption (programmable)

### Output Specifications

Output Contact	2 SPDT
Contact Rating	5A @ 250V AC

### Functional Specifications

Modes	ON delay / Interval delay Cyclic ON first / Cyclic OFF first
Time Ranges	0 - 9.99 sec 0 - 99.9 sec 0 - 999 sec 0 - 9:59 min:sec, 0 - 99.9 min 0 - 999 min 0 - 9:59 hr:min, 0 - 99.9 hr 0 - 999 hr
Counting Direction	Down
Memory	Yes (selectable)
Set Time Lock	Yes
Configuration Lock	Yes

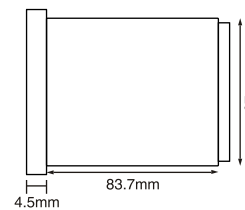
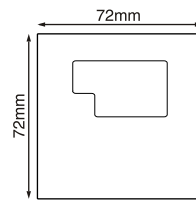
### Supply Voltage

Supply Voltage	85 to 270V AC (50 / 60Hz) 24V AC/DC (Optional) -15% to 10% tolerance
Power Consumption	4VA max

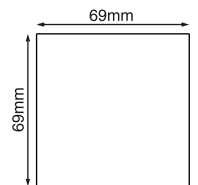
### Environmental Specifications

Temperature	Operating: 0 to 50°C (32 to 122°F) Storage: -20 to 75°C (-4 to 167°F)
Humidity (non-condensing)	95% RH
Weight	190gms
Protection Level	IP65 for faceplate

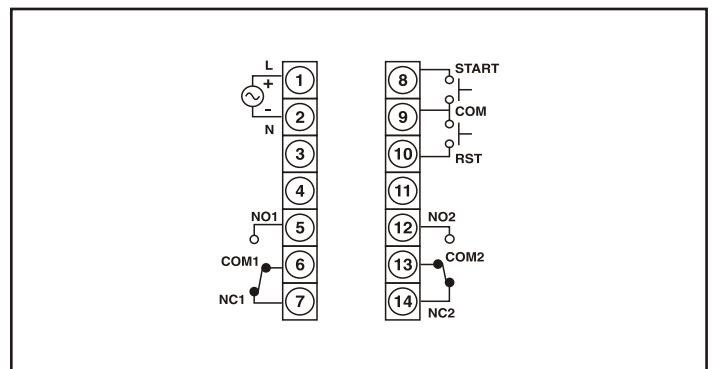
### Dimensions



### Panel Cutout



### Terminal Connections

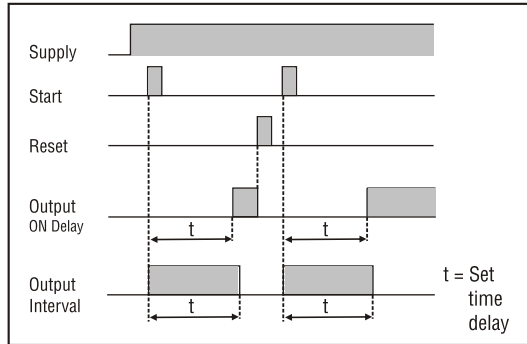


## Ordering Information

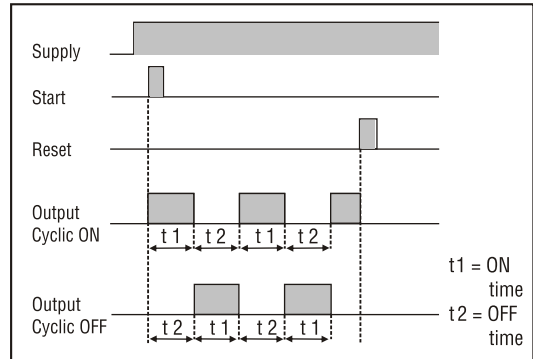
Part No.	Supply Voltage	Certification
XT246	85 to 270V AC	

TIMING DIAGRAMS

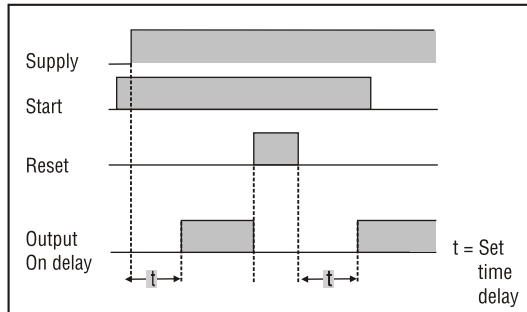
1. On delay, Interval modes:



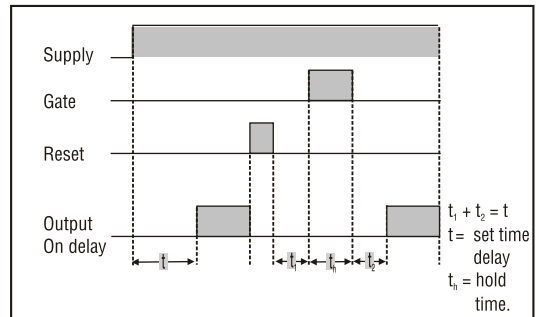
2. Cyclic ON first, Cyclic OFF first modes:



Typical application of Continuous start and reset in On delay mode:



Typical application of Gate start



All sizes mentioned are in mm unless specified otherwise. Specifications are subject to change without prior notice.